




On the Beanfield Primary School website homepage, scroll down to the WisePay icon.



Click on the icon and you will be directed to the WisePay log in page, where you can type in your username and password.

WisePay
Software Services

 **Beanfield Primary School**
Part of the Brooke Weston Trust

Welcome to our Online Payment Area


COOKIES : By logging in, you accept that cookies will be used during your visit to WisePay. Further information >


Username / Email


Password


[Sign in](#)


[Forgotten Password ?](#)


 **Trip and Visit Payments**

 **Food and Drink Payments**

 **Holiday Club**

 **General Payments**

 **Ticket and Event Bookings**

 **School Clubs**

 After you have logged in, you will see a page with several options. Please click 'Ticket and Event Bookings.'



WisePay
Software Services


 **Beanfield Primary School**
Part of the Brooke Weston Trust


Welcome Mrs Admin to your account for Mary Admin

[My Merged Accounts](#) [My Wise Account](#) [Change Password](#) [Log Out](#)


 **Trip and Visit Payments**

 **Food and Drink Payments**


 **Holiday Club**

 **General Payments**

 **Ticket and Event Bookings**


 **School Clubs**

 Click 'View Details'



The screenshot shows the WisePay Software Services interface for Beanfield Primary School. At the top, the school's logo (a stylized 'B' with leaves) and name are displayed. Below this, a welcome message reads "Welcome Mrs Admin to your account for Mary Admin". A yellow navigation bar contains links for "Home", "My Merged Accounts", "My Wise Account", "Change Password", "Log Out", and a "<< Back" button. The main content area is titled "Tickets and Events - No Calendar" and features a single ticket listing for "Disco" priced at £3.00. The listing includes a disco ball image, the text "Quantity Available : 100", and a blue "View Details" button. At the bottom, a footer contains links for "Help Using WisePay", "Terms and Conditions", "Privacy Policy", and "Cookie Information", along with the text "Powered by WisePay Software Services - Copyright © WisePay Software Services".


WisePay
Software Services

 **Beanfield Primary School**
Part of the Brooke Weston Trust

Welcome Mrs Admin to your account for Mary Admin

[Home](#) [My Merged Accounts](#) [My Wise Account](#) [Change Password](#) [Log Out](#) [<< Back](#)

Tickets and Events - No Calendar

 **Disco** £3.00

Quantity Available : 100

[View Details](#)

[Help Using WisePay](#) [Terms and Conditions](#) [Privacy Policy](#) [Cookie Information](#)

Powered by WisePay Software Services - Copyright © WisePay Software Services

- B** Some events may allow you to purchase more than one ticket on each child's account.
- B** Click the downwards arrow on the quantity section to choose the number of tickets you would like, then click 'Purchase'.


WisePay
Software Services

Beanfield Primary School
Part of the Brooke Weston Trust

Welcome Mrs Admin to your account for Mary Admin

Home My Merged Accounts My Wise Account Change Password Log Out << Back

Disco


 Come and join us for some dancing at the disco on 8th February 2018 from 4pm-5pm.
Tickets £3 each


Quantity Available : 100

Quantity	Options	Price	
1 <input type="button" value="v"/>		£3.00	<input type="button" value="Purchase"/>

[Help Using WisePay](#) [Terms and Conditions](#) [Privacy Policy](#) [Cookie Information](#)

- B** You will reach a page showing you the summary of your order.
- B** If this is correct, click 'Proceed to Checkout.'






Beanfield Primary School

Part of the Brooke Weston Trust


Welcome Mrs Admin to your account for Mary Admin

[Home](#) [My Merged Accounts](#) [My Wise Account](#) [Change Password](#) [Log Out](#) << Back

Item(s)	Student	Option	Quantity	Item Price	VAT	Subtotal
	Disco	Mary Admin	N/A	2 Delete	£3.00	£0.00
TOTAL						£6.00

< Continue Shopping
Proceed to Checkout >


Disco



Come and join us for some dancing at the disco on 8th February 2018 from 4pm-5pm.
Tickets £3 each

Quantity Available : 98

-  Check your details are correct and click 'Yes' to agree to the terms and conditions.
-  Then click 'Confirm Payment.'

Item(s)	Student	Option	Quantity	Item Price	VAT	Subtotal
 Disco	Mary Admin	N/A	2 Delete	£3.00	£0.00	£6.00
						TOTAL £6.00

Checkout

Account Details

Account **Mrs Admin**

Email

Invoice Address

A different cardholder address can be used at payment.

Customer Delivery Notes

Disco
Please collect your child from the Year 2 courtyard.

Terms and Conditions

I agree to the [Terms and Conditions](#) and confirm that the order details are correct. Yes No

[<< Go Back](#) [Confirm Payment >>](#)



Click on the option for the card you would like to pay with.

sage | pay **WisePay**






Transaction Details

To Pay For : **Beanfield Primary School Products**

Amount : **6.00 GBP**


Select Payment Method

Please click below to select the type of card you wish to use.

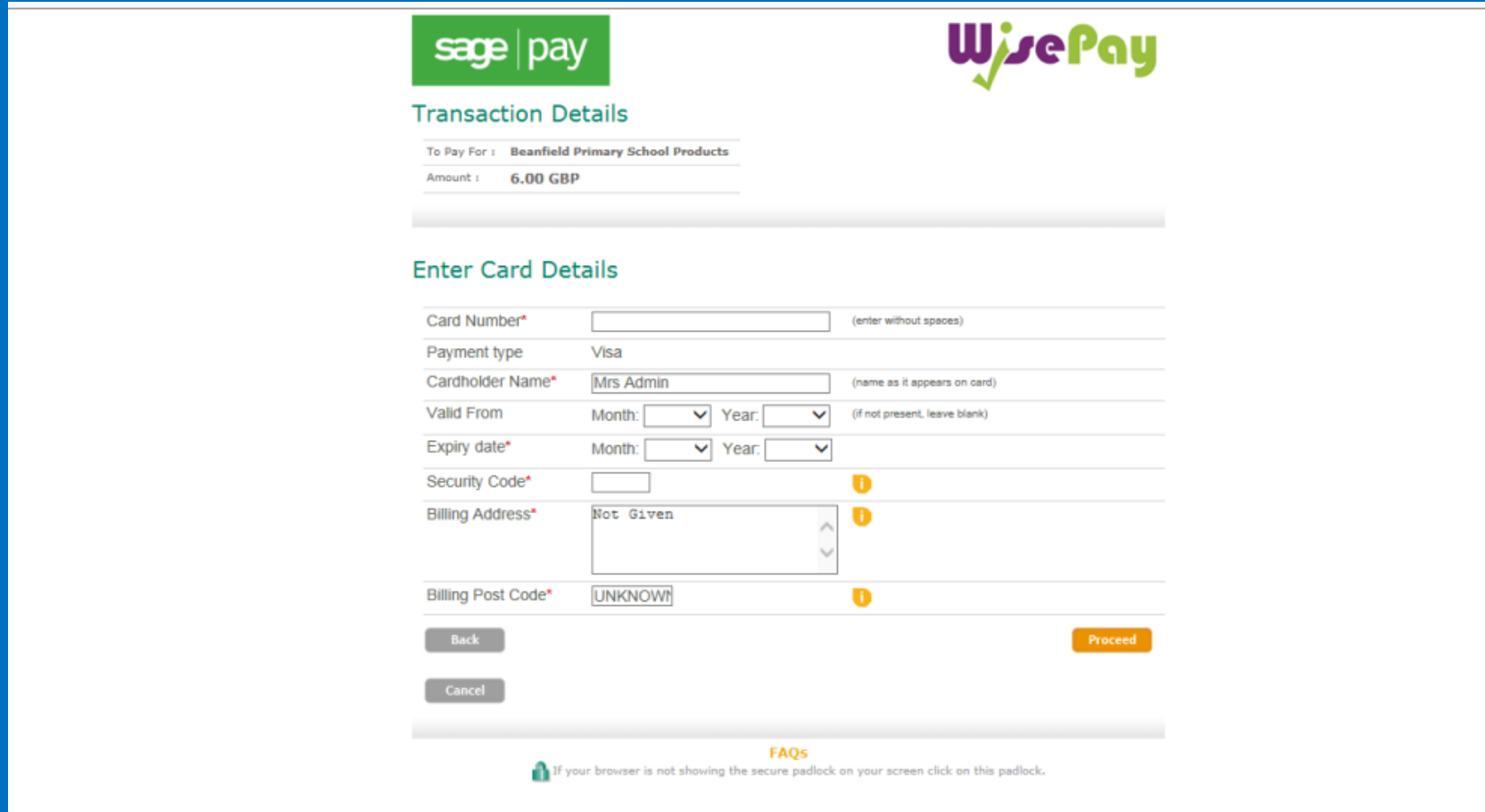
    

Please only click the cancel button below if you intend to abort this payment process.

[FAQs](#)

 If your browser is not showing the secure padlock on your screen click on this padlock.

-  Enter your card details and click 'Proceed.'
-  When your payment is accepted you will be sent a purchase confirmation to your email address.



The screenshot shows the Sage Pay WisePay interface. At the top left is the Sage Pay logo, and at the top right is the WisePay logo. Below the logos is the heading "Transaction Details". Under this heading, there are two lines of text: "To Pay For : Beanfield Primary School Products" and "Amount : 6.00 GBP". Below this is a horizontal separator line. The next section is titled "Enter Card Details". It contains several input fields: "Card Number*" (empty, with a note "(enter without spaces)"), "Payment type" (set to "Visa"), "Cardholder Name*" (set to "Mrs Admin", with a note "(name as it appears on card)"), "Valid From" (Month and Year dropdowns, with a note "(if not present, leave blank)"), "Expiry date*" (Month and Year dropdowns), "Security Code*" (empty), "Billing Address*" (set to "Not Given", with a note "i"), and "Billing Post Code*" (set to "UNKNOWN", with a note "i"). At the bottom of the form are three buttons: "Back", "Cancel", and "Proceed". Below the buttons is a link for "FAQs" and a security notice: "If your browser is not showing the secure padlock on your screen click on this padlock."