

Unit 9

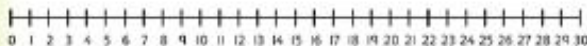
Numbers to 50



In this unit we will ...




- ⚡ Count up to 50
- ⚡ Compare numbers to 50
- ⚡ Order numbers
- ⚡ Count in 2s and 5s
- ⚡ Solve word and picture problems

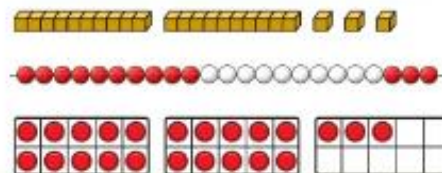
We can use a number line to help us order and compare numbers. Which number is larger, 12 or 21?



We will need some maths words and signs. Do you remember these?

tens	ones
compare	order
less than ($<$)	greater than ($>$)

We can use different things to show the value of a number. We can use ,  or . What number is shown here?





Power Up

Work out which numbers complete the table.

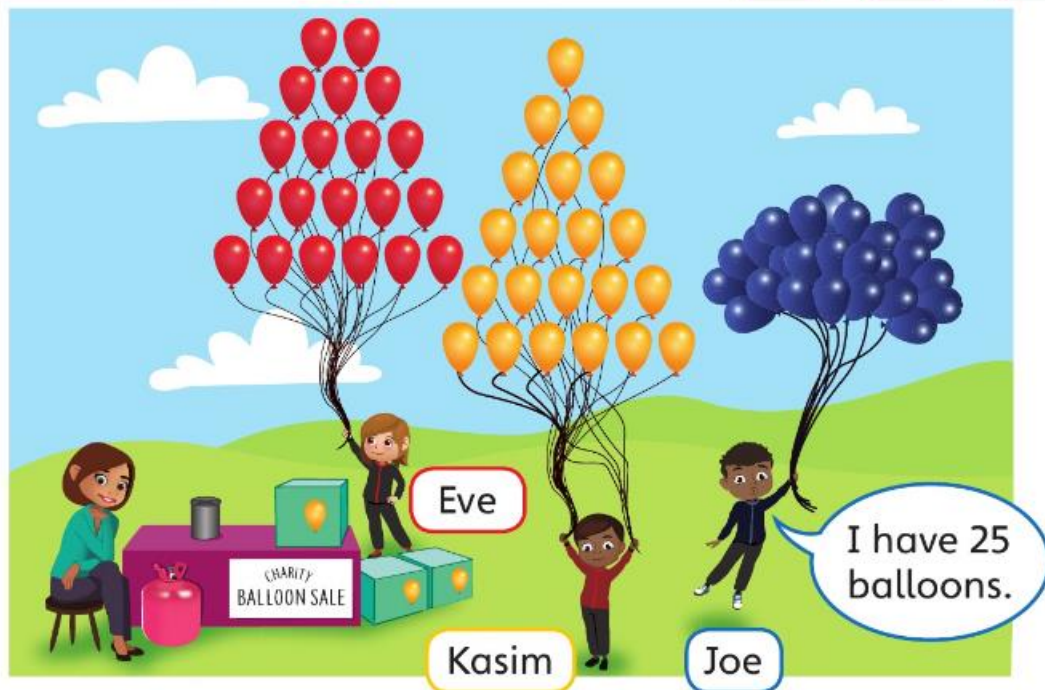
One less	Number	One more
	25	
	30	
	48	

Choose a number between 0 and 50.

Say what is 1 more and 1 less.

Comparing numbers of objects

Discover



1 a) Who has more ? Eve or Kasim?

How do you know?

b) Who has more ? Joe or Kasim?

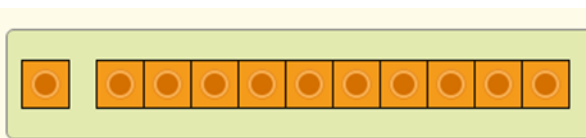
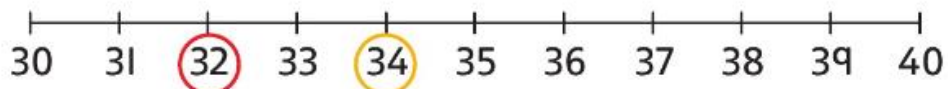
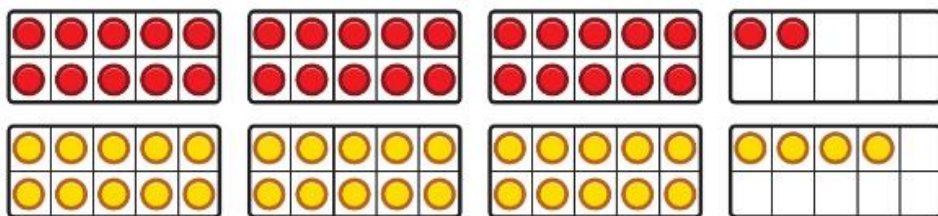
>

Use cubes/ lego if you have them at home.










Think together







- 1 Look at the  and compare the amounts using $<$ or $>$.








3 Complete each number sentence.



a)       

b)      

c)     



Fluency

write in books

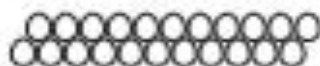


Comparing numbers of objects

1 a) Circle who has fewer .



b) Circle the that has more .



2 Draw to make the statement true.



<

