

PiXL PRIMARY English

Y3 R3i Can understand and talk about the features of page layout in non-fiction texts e.g. titles, subheadings, labels, diagrams and charts

Commissioned by The PiXL Club Ltd. July 2019

This resource is strictly for the use of member schools for as long as they remain members of The PiXL Club. It may not be copied, sold or transferred to a third party or used by the school after membership ceases. Until such time it may be freely used within the member school. All opinions and contributions are those of the authors. The contents of this resource are not connected with nor endorsed by any other company, organisation or institution. PiXL Club Ltd endeavours to trace and contact copyright owners. If there are any inadvertent omissions or errors in the acknowledgements or usage, this is unintended and PiXL will remedy these on written notification.

© Copyright The PiXL Club Limited, 2019


PiXL PRIMARY English

Non-fiction texts

Introduction
The purpose of non-fiction texts is to provide information. The **page layout** of non-fiction texts is designed to help you find the information you need more quickly.

Features
The main features of non-fiction texts include:

- titles
- subheadings
- text
- images
- diagrams
- graphs
- captions
- labels
- bullet points



A non-fiction book

PiXL PRIMARY English

Non-fiction texts

Did you notice all of these features on the previous slide?


title

Non-fiction texts

subheading

text

bullet points



caption

label


image

PiXL PRIMARY English

Titles and subtitles

The **title** lets you know what the whole page or section is about. It is often in **bold type** (thicker writing) and bigger than the rest of the text. Beware – it isn't always at the top!

Subheadings (also known as **subtitles**) tell you what the smaller parts of the text are about.

Title — **Foxes** 

Subheadings —

- Habitat
- Diet
- Young

Text —

PiXL PRIMARY English

Titles and subtitles


In non-fiction texts, titles and subheadings should be brief and to the point. Discuss what is good and what is not helpful about these examples.

Good examples	Unhelpful examples
Foxes	Our furry red friends
The Olympic Games	Summer running
Volcanoes	Danger mountain!
Lentil Hotpot	How to cook something new

PiXL PRIMARY English

Subheadings

Subtitles should help the reader see straight away how the text is organised. For example, within a witch's spell book, the **title** would be the name of the potion and the **subheadings** would point to different parts of the instructions.

Shrinking potion 

What you need

How to make it

Side effects

Your turn


Discuss: can you spot the title and subheadings on this pretend page?

Title → **Gingerbread Men** ← **Subheading**

Ingredients

Instructions

Decoration



Your turn

Try another one: can you spot the title and subheadings on this pretend page?
Challenge: can you improve the title?

Title (Honey) → **Bee juice** ← **Subheading**

How it is made

Collection


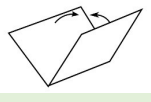

Packing and selling




Images, diagrams and charts

Non-fiction texts often help readers gain a better understanding by having something to look at. There are three main sorts:

- Images (pictures and photos)**
- Diagrams**
- Charts and graphs**






Images, diagrams and charts

Images (pictures and photos)

These allow the reader to see exactly what is being written about. They should have a **caption** to explain what the image shows and may have **labels** to point out different parts of the image.

blowhole **fin**

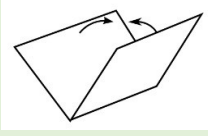


Dolphin

Images, diagrams and charts

Diagrams

These are often quite simple pictures but they have a clear purpose. For example, they might illustrate how to do something as part of a set of instructions and include arrows or other ways of showing what is happening. They should also have a **caption** and possibly **labels**.



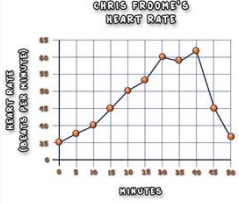
1. Fold in half

Images, diagrams and charts

Charts and graphs

These display data (number information) in an easy-to-understand way. They should have a **caption** and **labels** to explain what the numbers represent.

CHOC PROOFER'S HEART RATE



MINUTES	HEART RATE (BEATS PER MINUTE)
0	70
5	75
10	80
15	85
20	90
25	95
30	100
35	105
40	100
45	90
50	80
55	75
60	70

English **PiXL PRIMARY**

Your turn

For each example below, say whether it is an **image**, a **diagram** or a **chart**.
 Challenge: can you write a caption and two labels for the **image**?

How often people are playing sport

AT LEAST ONCE A MONTH
 AT LEAST ONCE A WEEK
 AT LEAST THREE TIMES A WEEK

Chart

Net of a box

Diagram

Elephant

Image

English **PiXL PRIMARY**

Your turn

Identify the features of this pretend non-fiction page.
 (The text has been represented by grey boxes)

Cricket title

Equipment

stumps gloves pads

label → stumps
 image → [Cricket player]
 caption → A cricket player

Rules

History ← subheading

Where to play

English **PiXL PRIMARY**

Your turn

Think of your own **title**, **subheadings**, **caption** and **labels** for this pretend page.
 (The text has been represented by grey boxes).
 Click for our suggestions.

English **PiXL PRIMARY**

Your turn

Think of your own **title**, **subheadings**, **caption** and **labels** for this pretend page.
 (The text has been represented by grey boxes).
 Click for our suggestions.

Camels

hump

wide feet

A camel in the desert

Habitat

Diet

Adaptations

English **PiXL PRIMARY**

Reflection

Think about today's lesson and talk to your partner about what you feel confident about and what you feel you need to practise more.

I am confident with ...

I would like more practice with ...