

Year 4 English

LO To plan a set of instructions



Today, we are going to plan our instructions for making rainbow fruit skewers.

When we plan, we need to think about all the features we will add into each paragraph. Remember to plan around the circles with ideas.



Year 4 English



LO To plan a set of instructions

When we plan, we need to think about all the features we will add into each paragraph.

Introduction
(what the instructions are for)

You will need
Ingredients/
Equipment

Method – time
openers,
imperative verbs,
adverbs/
adverbial phrases

Top Tip

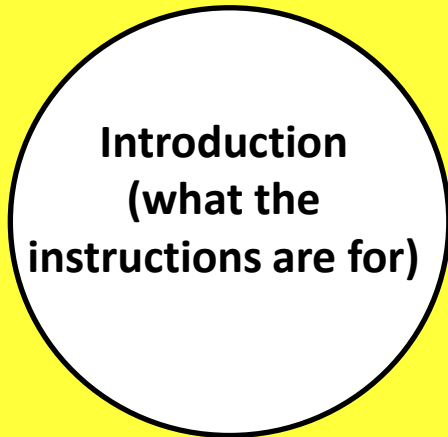
Each of these is a paragraph. You need to think about what you will put in each paragraph. You can choose from your stacks, the vocabulary you will use in each one. Here is your chance to up-level and find even better vocabulary too!

Year 4 English Monday



LO To plan a set of instructions

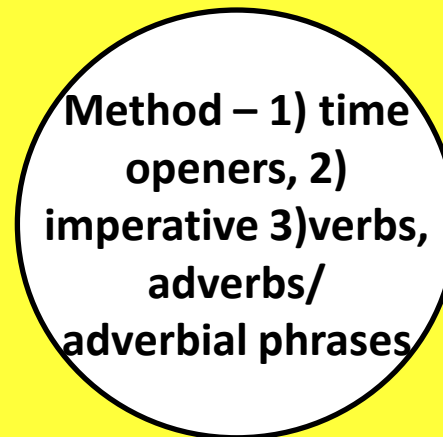
Here are some examples:




Healthy, 5 a day
3AD terrific,
tasty and tantalising for taste buds



Ingredients:
Fruit in different colours
Red- strawberries
Green - grapes



1) After an hour,
first, next
2) Soak, slice,
3) arrange
with care, slowly
and precisely



Put in colours
of rainbow
Smallest to
biggest

Year 4 English Monday



LO To plan a set of instructions

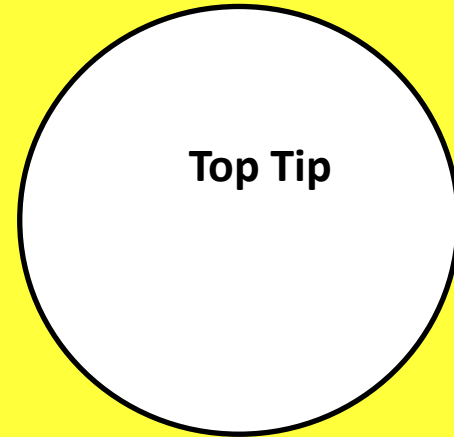
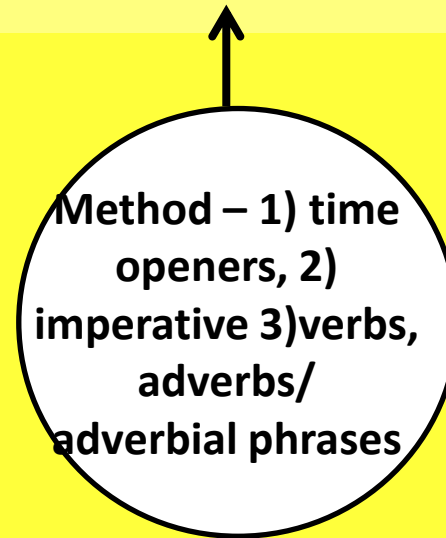
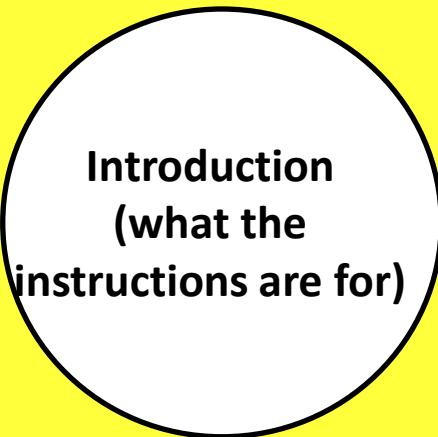
Don't forget to look at your sentence stacks too -

which ones will you include when you write it up?

Make a note in your work from last week if you want

to use a sentence 1) First, soak your fruit in a bowl of lemon juice and water (about an hour should be long enough).

From it.



1)

Year 4 English

LO To plan a set of instructions



Success Criteria

- Draw your circles
- Write the subheadings inside them
- Record All ideas for each paragraph above and beneath them

Challenge

Plan a recipe review - imagine you have made and eaten this recipe, write a list of descriptive words that relate to the senses that you would experience.